

Every pump tested in water to ensure pump meets performance curve.



FEATURES/BENEFITS

PERFORMANCE

- Heads up to 20' TDH
- Flows up to 42 GPM

MOTOR

- High efficient, 115v, oil filled, permanent split capacitor motor with upper and lower ball bearings and thermal overload protection
- Constant bearing lubrication
- Maximum motor cooling
- Runs cooler and lasts longer
- Internal overload protection
- Quiet operation
- Fasteners and shaft made from rugged, corrosion resistant stainless steel

SEAL DESIGN

- Mechanical with secondary dynamic lip seal
- Provides added leakage protection

IMPELLER DESIGN

- Non-clog style vortex impeller
- Designed to help reduce clogging by foreign material

POWER CORD

- Sealed entry quick disconnect power cords
- Prevents water from entering the motor housing through a cut cord
- Available in lengths up to 100'

SWITCH

- Integrated quick disconnect switch design (Vertical float series)
- Switch can be replaced without having to replace the pump

PIGGY-BACK SWITCH DESIGN

- Defective switches can be diagnosed over the phone
- Pump can be operated manually or supplied with other piggy-back switches
- Switch can be replaced without having to replace the pump

APPLICATIONS

Basements, dewatering, and septic systems



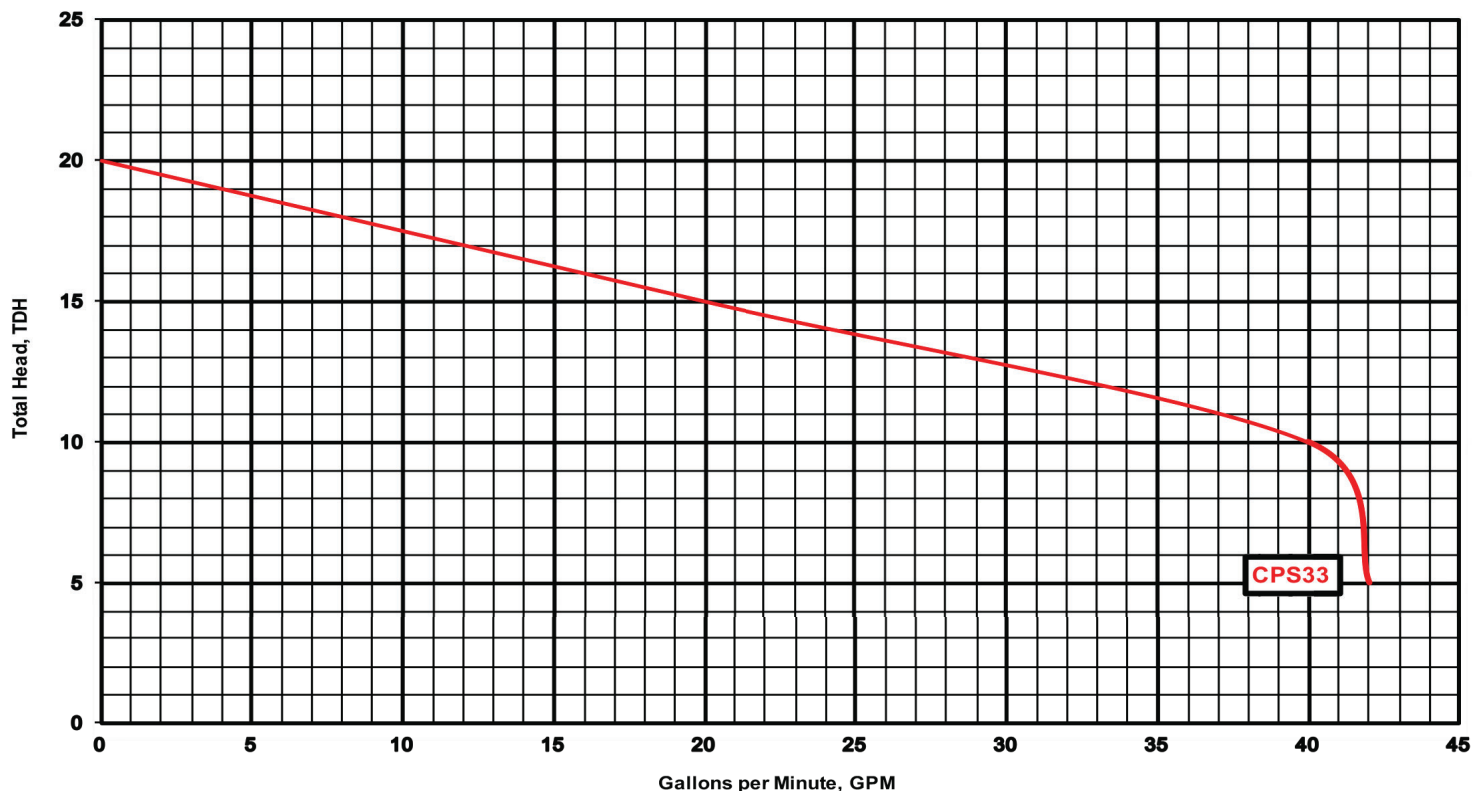
Piggy-back Wide-Angle Float



Integrated Vertical Float

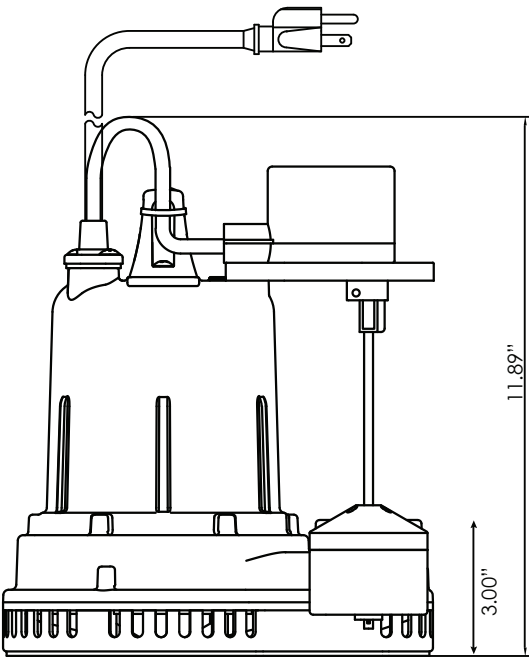
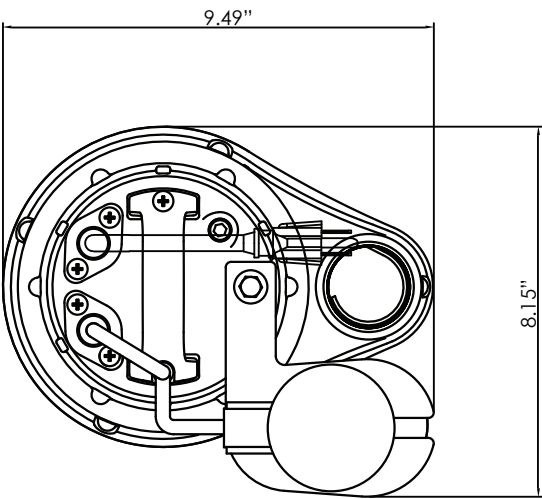
1/3 HP submersible pumps, built for reliability, that handle up to 1/4" solids and have a 1 1/2" discharge

PERFORMANCE CURVE



TECHNICAL DATA

DISCHARGE	1-1/2" NPT. vertical standard
SOLIDS HANDLING	1/4"
LIQUID TEMPERATURE	140 Degrees F. (Intermittent)
MOTOR HOUSING	Cast Iron
VOLUTE	Cast Iron
SEAL PLATE	Cast Iron
IMPELLER	Engineered glass filled thermoplastic/ Vortex
SHAFT	Nickel plated steel
SHAFT SEAL (SINGLE SEAL)	Mechanical with secondary dynamic lip seal, carbon rotating face, ceramic stationary face, Buna-N elastomer, 300 series stainless steel hardware
BEARINGS (UPPER & LOWER)	Single row, ball, oil lubricated
HARDWARE	300 Series stainless steel
O-RINGS	Buna-N
CORD	10' Length standard. Up to 100' available. (UL/CUL) Listed 16 AWG, Type SJTW
MOTOR (SINGLE PHASE)	1/3 HP 1750 RPM, 60 Hz, NEMA L Includes overload protection in the motor, oil filled, class B permanent split capacitor
WEIGHT	23 lbs. (Manual)



MODEL(S) INFORMATION

MODEL	HP	VOLTS	PHASE	AMPS	CORD LENGTH	SWITCH
CPS33-11	1/3	115	1	4	10'	Manual
CPS33-12	1/3	115	1	4	20'	Manual
CPS33-13	1/3	115	1	4	30'	Manual
CPS33-15	1/3	115	1	4	50'	Manual
CPS33A-11P	1/3	115	1	4	10'	Wide-Angle Float
CPS33A-12P	1/3	115	1	4	20'	Wide-Angle Float
CPS33A-13P	1/3	115	1	4	30'	Wide-Angle Float
CPS33V-11	1/3	115	1	4	10'	Vertical Float
CPS33V-12	1/3	115	1	4	20'	Vertical Float
CPS33V-13	1/3	115	1	4	30'	Vertical Float